

TECHNICAL SPECIFICATION

1. Top:

- Counter top made of 12 mm thick MFC or tempered satin glass. MFC edges covered with 2 mm thick PVC.
- Desk top made of 28 mm thick MFC. Edges covered with 2 mm thick PVC.

2. Sides:

- Sides made of a 52 mm thick MFC (monolith), edges covered with 2 mm thick PVC.

3. Front:

- In straight units made of 12 mm thick MFC.
- In arched units covered with HPL (high pressure laminate).

4. Supporting structure:

- Made of 18 mm thick MFC.
- Supporting structure available in 26-aluminium satinato finish only.

5. Cable ports:

- In low units - 2x \varnothing 80 mm cable ports.
- In units with top section - 2x \varnothing 80 mm cable ports.

6. Creating configurations:

- Making configurations - BF elements (top + front + fittings) are not freestanding units - there is necessity to add 2 legs to every unit. Depending on configuration, there is possibility to choose various types of legs (shown in the table).

PACKING

Products partly assembled in big volume packages.

Attentione - Size of packages in use has to be considered for narrow passages and corridors.

FINISHES

Stripes separating the panels available in 09 brushed aluminium finish only.

FINISHES	Counter top	Desk top	Sides	Straight front	Arched front
31 – canadian oak	✓	✓	✓	✓	✓
34 – chestnut	✓	✓	✓	✓	✓

Colour scheme (used for order confirmation and product labelling)

Symbol	B1	B2	K1	K2	F1	F2	S1	S2	T
	Top		Body		Front		Frame		Fabric
LE11	34	34	34	34	34	34			

VIEW OF THE PRODUCT	DIMENSIONS (mm)			SYMBOL	NOTES
	Width a / a'	Depth b / b'	Height h		

STRAIGHT UNITS

		800	798	740	LE01	- freestanding counter
		800	798	740	LE01S	- central counter
		800	798	740	LE01L	- left-sided counter
		800	798	740	LE01P	- right-sided counter
		1200	798	740	LE03	- freestanding counter
		1200	798	740	LE03S	- central counter
		1200	798	740	LE03L	- left-sided counter
		1200	798	740	LE03P	- right-sided counter

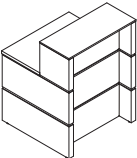
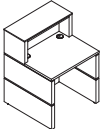
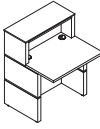
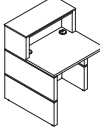
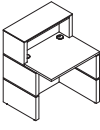
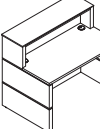
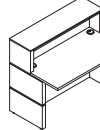
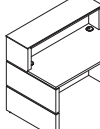
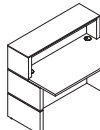
VIEW OF THE PRODUCT	DIMENSIONS (mm)			SYMBOL	NOTES
	Width a / a'	Depth b / b'	Height h		

CORNER UNIT

		1600	798	740	LE05	- freestanding counter
		1600	798	740	LE05S	- central counter
		1600	798	740	LE05L	- left-sided counter
		1600	798	740	LE05P	- right-sided counter
		2000	798	740	LE07	- freestanding counter
		2000	798	740	LE07S	- central counter
		2000	798	740	LE07L	- left-sided counter
		2000	798	740	LE07P	- right-sided counter

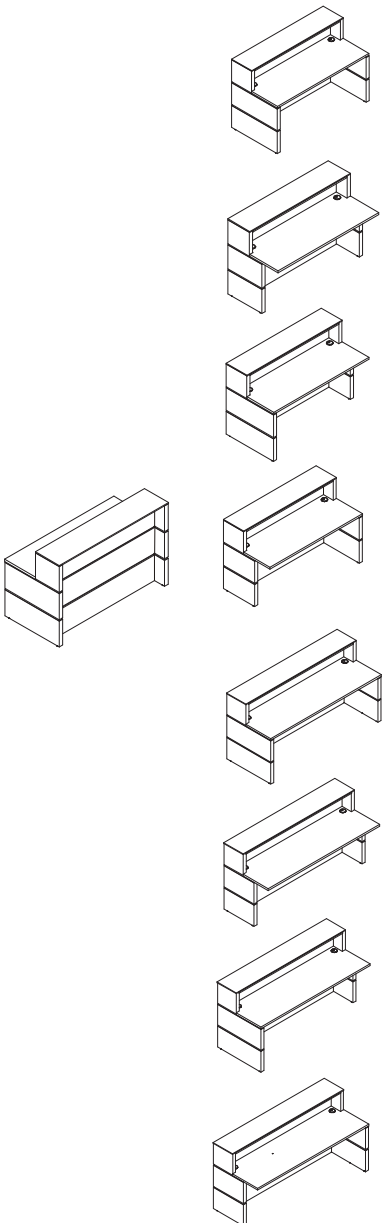
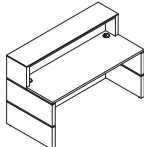
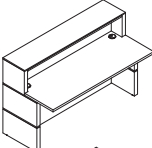
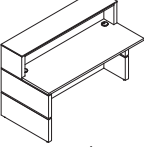
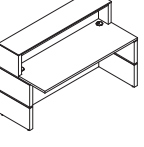
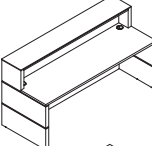
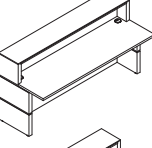
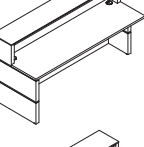
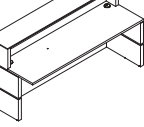
VIEW OF THE PRODUCT	DIMENSIONS (mm)			SYMBOL	NOTES
	Width a / a'	Depth b / b'	Height h		

STRAIGHT UNITS

		800	800	1057	LE11	- freestanding counter
		800	800	1057	LE11S	- central counter
		800	800	1057	LE11L	- left-sided counter
		800	800	1057	LE11P	- right-sided counter
		1200	800	1057	LE13	- freestanding counter
		1200	800	1057	LE13S	- central counter
		1200	800	1057	LE13L	- left-sided counter
		1200	800	1057	LE13P	- right-sided counter

VIEW OF THE PRODUCT	DIMENSIONS (mm)			SYMBOL	NOTES
	Width a / a'	Depth b / b'	Height h		

STRAIGHT UNITS

		1600	800	1057	LE15	- freestanding counter
		1600	800	1057	LE15S	- central counter
		1600	800	1057	LE15L	- left-sided counter
		1600	800	1057	LE15P	- right-sided counter
		2000	800	1057	LE17	- freestanding counter
		2000	800	1057	LE17S	- central counter
		2000	800	1057	LE17L	- left-sided counter
		2000	800	1057	LE17P	- right-sided counter

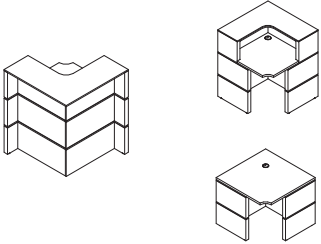
VIEW OF THE PRODUCT	DIMENSIONS (mm)			SYMBOL	NOTES
	Width a / a'	Depth b / b'	Height h		

RECEPTION WITH EXTENDED TABLE TOP

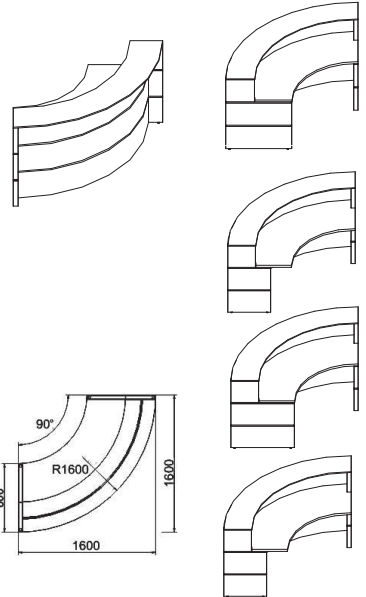
		800	1000	740	LE41	- freestanding counter
		800	1000	740	LE41S	- central counter
		800	1000	740	LE41L	- left-sided counter
		800	1000	740	LE41P	- right-sided counter
		1200	1000	740	LE43	- freestanding counter
		1200	1000	740	LE43S	- central counter
		1200	1000	740	LE43L	- left-sided counter
		1200	1000	740	LE43P	- right-sided counter

VIEW OF THE PRODUCT	DIMENSIONS (mm)			SYMBOL	NOTES
	Width a / a'	Depth b / b'	Height h		

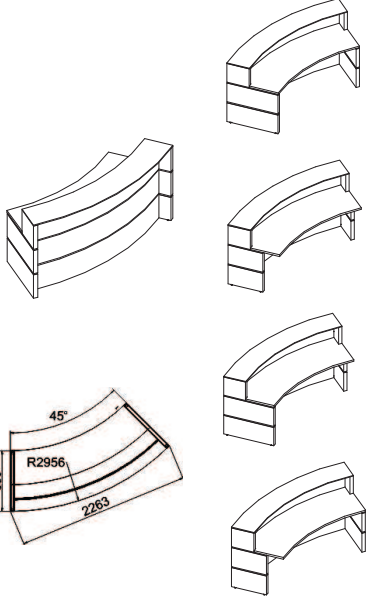
CORNER UNIT

	900	900	1057	LE22S	- central counter
	900	900	740	LE02S	- central counter

ARCHED UNITS (angle 90°)

	800 angle 90°	800	1057	LE61	- freestanding counter
	800 angle 90°	800	1057	LE61S	- central counter
	800 angle 90°	800	1057	LE61L	- left-sided counter
	800 angle 90°	800	1057	LE61P	- right-sided counter

ARCHED UNITS (angle 45°)

	800 angle 45°	800	1057	LE62	- freestanding counter
	800 angle 45°	800	1057	LE62S	- central counter
	800 angle 45°	800	1057	LE62L	- left-sided counter
	800 angle 45°	800	1057	LE62P	- right-sided counter

VIEW OF THE PRODUCT	DIMENSIONS (mm)			SYMBOL	NOTES
	Width a / a'	Depth b / b'	Height h		

GLASS TOPS

	800		12	LE11SO	- glass top for LE11
	1200		12	LE13SO	- glass top for LE13
	1600		12	LE15SO	- glass top for LE15
	2000		12	LE17SO	- glass top for LE17
			12	LE61SO	- glass top for LE61
			12	LE62SO	- glass top for LE62
			12	LE22SO	- glass top for LE22

POSSIBLE CONFIGURATIONS

