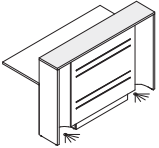



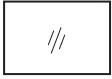
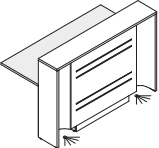





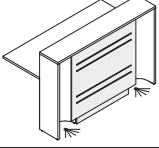


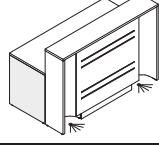


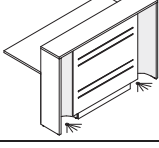



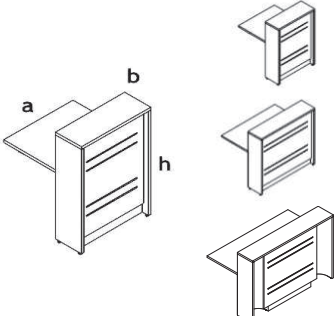


FINISHES / FARBEN / FINITIONS

COUNTER TOP OBERPLATTE TOP		 31 – CANADIAN OAK KANADISCHE EICHE CHENE CANADIEN	 34 – CHESTNUT WENGE WENGE
OPTIONAL GLASS TOP OPTIONAL GLASPLATTE TOP VERRE EN OPTION		 SATIN GLASS, TEMPERED SATINHARTGLAS VERRE SATINE, TREMPE	
WORKTOP ARBEITSPLATTE PLAN DE TRAVAIL		 31 – CANADIAN OAK KANADISCHE EICHE CHENE CANADIEN	 34 – CHESTNUT WENGE WENGE
SIDE PANELS WANGENFÜÙE PANNEAU LATÉRAUX		 31 – CANADIAN OAK KANADISCHE EICHE CHENE CANADIEN	 34 – CHESTNUT WENGE WENGE
FRONT		 31 – CANADIAN OAK KANADISCHE EICHE CHENE CANADIEN	 34 – CHESTNUT WENGE WENGE
SIDE PANELS WANGENFÜÙE PANNEAU LATÉRAUX		 31 – CANADIAN OAK KANADISCHE EICHE CHENE CANADIEN	 34 – CHESTNUT WENGE WENGE
NICHE NISCHE NICHE		 26 – ALUMINIUM SATINATO ALUMINIUM SATINATO ALUMINIUM SATINE	
SUPPORTING LEG STÜTZFUÙ PIED DE SUPPORT LA BANQUE		 09 – ALUMINIUM ALUMINIUM ALUMINIUM	

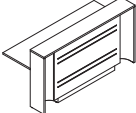
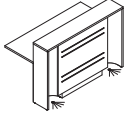
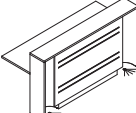
PRODUCT ILLUSTRATION OBJEKTANSICHT UND SKIZZE VUE DE PRODUIT	DIMENSIONS / ABMESSUNGEN / DIMENSIONS (mm)			INDEX / SYMBOL	REMARKS BEMERKUNGEN REMARQUES
	width/Breite/ largeur a / a'	depth/Tiefe/ profondeur b / b'	height/Höhe/ hauteur h		

STRAIGHT UNITS (Tops + Front + Fittings) / GERADE BESTANDTEILE (Blatt + Front + BeschläÙe) / PLATEAUX DROITS (Plateau + Front + Fixations)

	800	900	1100	LB011	
	1200	900	1100	LB013	
	1600	900	1100	LB015	

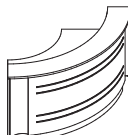
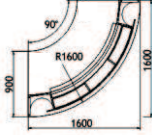
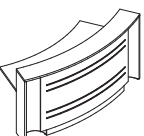
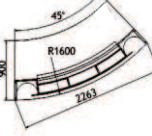
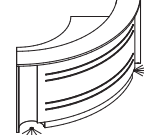
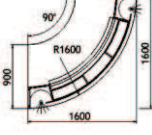

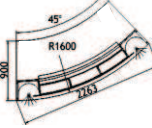
PRODUCT ILLUSTRATION OBJEKTANSICHT UND SKIZZE VUE DE PRODUIT	DIMENSIONS / ABMESSUNGEN / DIMENSIONS (mm)			INDEX / SYMBOL	REMARKS BEMERKUNGEN REMARQUES
	width/Breite/ largeur a / a'	depth/Tiefe/ profondeur b / b'	height/Höhe/ hauteur h		

**STRAIGHT UNITS (Tops + Front + Fittings) / GERADE BESTANDTEILE (Blatt + Front + Beschläge) /
PLATEAUX DROITS (Plateau + Front + Fixations)**

	2000	900	1100	LB017	
	1600	900	1100	LB035	- LED: Illumination / Beleuchtung / Illumination
	2000	900	1100	LB037	- LED: Illumination / Beleuchtung / Illumination


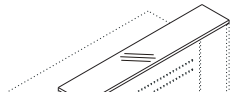
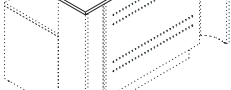

Please note: Units shown above are not freestanding. / Diese Thekenteile sind keine freistehende Elemente.
/ Les éléments ci dessus ne sont pas indépendants.

**ARCHED UNITS (Tops + Front + Fittings) / GEBOGENE BESTANDTEILE (Blatt + Front + Beschläge) /
PLATEAUX SUPERIEUR (Plateau + Front + Fixations)**

	2263 90°	900	1100	LB061	
	2263 45°	900	1100	LB062	
	2263 90°	900	1100	LB071	
	2263 45°	900	1100	LB072	



Please note: Units shown above are not freestanding. / Diese Thekenteile sind keine freistehende Elemente.
/ Les éléments ci dessus ne sont pas indépendants.

**GLASS TOPS (straight units) / GLASPLATTE (GERADE BESTANDTEILE) /
PLATEAU DROITS EN VERRE**

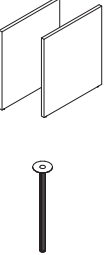
	794	300	52 (12+40)	LB041	
	1194	300	52 (12+40)	LB043	- counter top made of satin glass / Satinhartglas / plateau supérieur en verre trempé satiné: 12mm,
	1594	300	52 (12+40)	LB045	spacers / Abstandhalter / la distance: 40mm
	1994	300	52 (12+40)	LB047	

PRODUCT ILLUSTRATION OBJEKTANSICHT UND SKIZZE VUE DE PRODUIT	DIMENSIONS / ABMESSUNGEN / DIMENSIONS (mm)			INDEX / SYMBOL	REMARKS BEMERKUNGEN REMARQUES
	width/Breite/ largeur a / a'	depth/Tiefe/ profondeur b / b'	height/Höhe/ hauteur h		

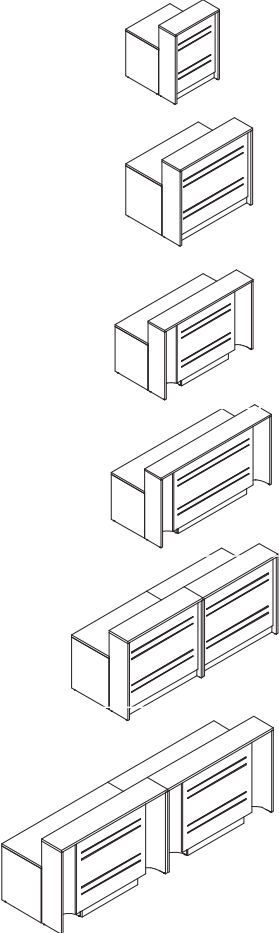
**GLASS TOPS (arched units) / GLASPLATTE (GEBOGENE BESTANDTEILE) /
PLATEAU SUPÉRIEUR EN VERRE**

	r =1600 90°	-	52 (12+40)	LB048	- glass top for: / Satinhartglas: / plateau en verre pour les banques: LB061, LB071
		r =3000 45°	-	52 (12+40)	LB049

LEG / BESTANDTEILE - FÜßE / PLATEAUX DROITS - PIEDS

	598	28	712	LB051	- set of legs (R+L) / Wangenfüße (R + L) / piètements plein panneaux (droit + gauche)
	∅ 40	-	712	NE41	- only in: / nur in: / disponible seulement: 09-aluminium

COUNTER CONFIGURATIONS / ANORDNUNG / CONFIGURATIONS

	800	900	1100	LB81	LB011, LB051
	1200	900	1100	LB83	LB013, LB051
	1600	900	1100	LB85	LB015, LB051
	2000	900	1100	LB87	LB017, LB051
	2400	900	1100	LB93	LB013, LB013, LB051, NE41
	3200	900	1100	LB95	LB015, LB015, LB051, NE41
	4000	900	1100	LB97	LB017, LB017, LB051, NE41

POSSIBLE CONFIGURATIONS / BEISPIEL ANORDNUNG / EXEMPLES DE CONFIGURATIONS

